




HOW TO TAKE OFF THE COIL AND RE-INSTALL IT TUTORIAL





Unscrew the 4 bolts holding the flash starter




Unscrew the 2 bolts holding the red coil



Once the red coil is off, install the IDM model we sent you



With a feeler gauge make sure the gap between coil and flywheel is 0,4 mm.



Press the coil so that both arms have same gap from flywheel



Re-install the flash starter

